



**WELCOME TO
MECHNIKOV'S NWSMU**

BRIEF HISTORY	4
UNIVERSITY TODAY	5
UNIVERSITY MANAGEMENT	6
DEAN'S OFFICE	7
FIRST STEPS	8
1 You have come to Russia.....	8
2 Check into a dormitory.....	9
3 Get your copy of the contract and buy insurance	9
4 Apply for a bank card.....	10
5 Buy a SIM card.....	10
6 Find yourself and anything	11
7 Buy a uniform and everything and more	12
8 Visa extension.....	12
STUDENT STARTER PACK	13
Student ID	13
Academic Records Book	13
Transport card.....	13
Uniform	14
ALL ABOUT STUDIES	15
Schedule.....	15
Credit Tests and Exams	16
Moodle	16
Skipping classes or inappropriate behavior	17
Rework.....	17
The procedure for conducting the exam and credit	18
Summer practice	19
Student Scientific Society	19
DEPARTMENTS	20
Department of Visa Support and Migration Registration (OVIR)	20
Accountancy Department.....	22
Accounting Department	24
Documentation Support Department	25
Polyclinic	25
EXTRACURRICULAR ACTIVITIES	26
Tutors.....	26
Husky Sports Student Club	27
Volunteer Center	27
SEMINAR VENUES	28
CAMPUS MAP	29

BRIEF HISTORY



Vladimir Bekhterev, founder of the Psychoneurological Institute



Main building of the Psychoneurological Institute, 1911



Grand Duchess Elena Pavlovna of Russia, founder of the Clinical Institute



Central walkway of the I.I. Mechnikov Hospital, the early 1930s

North-Western State Medical University named after I. I. Mechnikov was established on October 12, 2011 as a result of the merger of two oldest educational medical institutions of Russia - St. Petersburg Medical Academy of Postgraduate Education and St. Petersburg State Medical Academy named after I. I. Mechnikov.

The history of the University dates back 135 years: in 1885 Grand Duchess Elena Pavlovna founded the Clinical Institute, which later became the St. Petersburg Medical Academy of Postgraduate Education.

Another university predecessor is the Psychoneurological Institute, founded in 1907 by the outstanding scientist V. M. Bekhterev. Later it was known as the Leningrad Sanitary and Hygienic Medical Institute, then the St. Petersburg State Medical Academy named after I. I. Mechnikov.

UNIVERSITY TODAY

North-Western State Medical University named after I. I. Mechnikov is known not only in Russia, but also abroad. The University took the 6th place in the RAEX subject rating in the field of Medicine in 2024.

NWSMU named after I.I. Mechnikov took 601+ place in The Times Higher Education Young University Rankings, which is the first in the line of world rankings published in 2024. Only 18 universities from Russia were able to get into this ranking.

UNIVERSITY IN SOCIAL MEDIA



University's community



University's channel



Community for University Clinics



Channel for University Clinics



Student Scientific Society

UNIVERSITY MANAGEMENT



The rector of the university, professor Sergey A. Sayganov

Head of the University. The rector controls the educational, financial, and production activities of the university.

Vice-rector of academic affairs, professor Sergey A. Artyushkin

One of the most important positions in an educational institution, dealing with administrative and organizational tasks all over the university.



Head of the International Relations Department - Nataliia G. Koroleva

The department promotes the development of University activities on the international arena and strengthens the University's reputation in the international educational and scientific communities.



Dean of the Faculty of General Medicine, professor Igor G. Bakulin

The Dean supervises educational, methodical, educational and scientific work at the faculty.



DEAN'S OFFICE

- 📍 Pisarevsky pr. 47, building 32, room 15
- 🕒 Working hours (Monday-Friday): 10:00 – 17:00
- 🍴 break 13:00-14:00



Assistant of the Dean for Work with Foreign students (EMI) – Anastasiia A. Sapalyova

The Dean's Office is the link between all departments, Chairs of the university, higher management and students.

The Dean's office works with students: issuing documentation, consulting on emerging problems, assistance in resolving controversial/organizational issues, etc.

In order for us to cooperate effectively, the dean's office has its own assistants. They are tutors and group leaders.

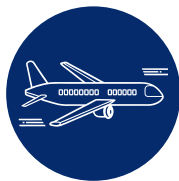
Tutors are students of the 4th and 5th courses who will help you throughout the 1st year. Read more about tutors in the section Tutors.

Group leader (Leader) - the link between the group of students and the university administration. Each subgroup has a leader. In the first year, he/she is appointed by the dean's office, then a change is possible.

Leaders have key functions

- 📅 keep a personal record of students attending all types of training sessions by maintaining an attendance journal. Attendance entries are proved by signature of a teacher conducting the corresponding class
- 👤 ensure the participation of students in all planned events
- ⚠️ inform the dean's office of the problems of students in their group
- 📄 on a weekly basis submit information on the attendance of learning sessions to the deputy (assistant) dean according to the established form
- ❓ assist, as far as possible, students of the group in solving certain problems related to the organization of educational and extracurricular work
- 📅 notify students of the group about changes in the schedule of classes


FIRST STEPS



1 You have come to Russia

Foreign students who arrived in Russia on the first day of arrival (except weekends) must report to office No. 12 of the Department of Visa Support and Migration Registration and present a package of documents:

- ✔ passport;
- ✔ notarized translation of the passport;
- ✔ a migration card with a checkpoint stamp and the date of crossing the border of the Russian Federation, as well as indicating the purpose of arrival «study»;
- ✔ photo (15 pcs. 3x4 size on black and white or colored paper);
- ✔ two copies of printed out contract with your signature;
- ✔ If you are a minor (i.e. you are under 18 years old) You must provide Consent from your parent or guardian. It must be translated into Russian and notarized.



📍 Piskarevsky pr. 47, building No. 32

In case of residence in University dormitories, migration registration will be carried out by a specialist of the Department of visa support and migration registration upon presentation of the above documents, as well as a residence agreement in the dormitory.

A student who does not live in a University dormitory must independently register for migration at the actual place of stay (used for sleep and rest) and present the package of documents specified above to

department of the University. In case of a change in the address of residence, the student is obliged to inform the Department of visa support and migration registration of the University of the new address of his residence.

In this department, you were given an initial application (with your photo), it must be returned to the OVIR no later than two days after arrival.



2 Check into a dormitory

First, you need to do a chest Xray, go to the clinic (building 24), but you need to do it before 15:00. If you do not have time or you are under 18, you can go to Tuberculosis Dispensary No. 5 (Противотуберкулезный Диспансер № 5) at Bestuzhevskaya str., 48.

Then you go to the accommodation department (building 31, room 3, 4) with the chest Xray results and all the documents.

There you will be assigned to a dorm and you will get a room.



3 Get your copy of the contract and buy insurance

You should go to building 33, room 116. When checking the agreement, please make sure that your name, passport details, and full address in your country are indicated correctly.

Insurance is a mandatory document that is necessary for a foreign student. An insurance policy can be issued at the University (building 33, room 116). The cost is 4,500 rubles* (**payment in cash only**).

*the price may change

You can purchase policies from another company.

Insurance must meet these requirements:

medical care provided by emergency medical stations (departments, points);

medical care in outpatient and inpatient medical institutions in case of sudden health disorders and accidents to the extent necessary to eliminate the threat to the patient's life and (or) relieve acute pain;

transportation by medical transport or other means of transport, including medical support (medical team, doctor, nurse), from the place of illness (accident) to a medical institution;

posthumous repatriation (transportation) of remains.



4 Apply for a bank card

Foreign citizens apply for a bank card in the same way as citizens of the Russian Federation. You must come to the bank, choose the appropriate

product and submit an application in Russian, which is accompanied by a set of documents. You can also apply online.

Top Russian Banks focused on foreigners



Alfa Bank



Tinkoff Bank



VTB Bank




Sberbank



MTS Bank



Ozon Bank



5 Buy a SIM card

It is enough for a foreign citizen to simply contact a Mobile phone outlet. There he/she shows his/her passport and the operator issues him/her a SIM card without any problems.



Megafon



Beeline




MTS



Tinkoff mobile



Tele2



6 Find yourself and anything

Many users in Russia prefer the Yandex search engine. This is due to the convenience of its use. Every year Yandex adds new features that allow

you to find any point on maps, call a taxi, order groceries with delivery, compare prices in online stores and even find a job.

The most useful services:



Yandex.Search

A search engine



Yandex.Metro

Service will show metro maps



Yandex.Maps

Detailed maps of the world, street panoramas of various cities. You can use it to set a route and find out information about roads in a certain area



Yandex Go

An app for devices running on iOS or Android where you can order a taxi, order groceries or ready-made food from both regular supermarkets and Yandex Lavka, monitor the situation of public transport in real time. The app is available in several languages



7 Buy a uniform and everything and more

The nearest store where you can buy a white coat is located across the street from our university at Piskarevsky pr., 40

There is also a small stationery store in the same building (the entrance is on the other side).

If you want a wide selection and do not leave home, you can buy everything online



8 Visa extension

All international students come on a single-entry visa, all students need to obtain a permanent visa (for 1 year). To do this, you need to go through certain procedures.

Foreign citizens and persons arriving in the Russian Federation for purposes unrelated to labor activities for more than 90 calendar days are required to undergo state fingerprint registration, photographing and medical examination.

These procedures must be completed as soon as possible so that the Department of Visa Support and Migration Registration (OVIR) can submit your documents on time. In St. Petersburg, documents are submitted 45 days before the expiration date. OVIR specialists will inform you in more detail about the documents required for visa extension.

✔ Fingerprint is done only once.

✔ Certificates on medical examination are valid for 1 calendar year.

Please note that medical examination is chargeable!

Foreign citizens have to undergo medical examination by themselves. Please visit the Passport and Visa Office of the Ministry of Internal Affairs of Russia at 10-12 Krasniy Tekstilshchik Street (улица Красного Текстильщика), building B (entrance No.2 from the courtyard) in Saint Petersburg and provide the identity document under which you entered into the territory of the Russian Federation and a notarized translation of this document.



Wildberries

Perhaps the most famous of all the marketplaces. There is everything but you need to choose carefully



Ozon

Also a convenient marketplace, there is a possibility of express delivery



Yandex Market

There is absolutely everything here at very pleasant prices with a loyalty program

STUDENT STARTER PACK

Student ID

A student ID is a document proving that you are a University student. It can be obtained at the dean's office (only if you have submitted photos)

СТУДЕНЧЕСКИЙ БИЛЕТ

ЗАЧЕТНАЯ КНИЖКА

Academic Records Book

This is a student's study document, which records the student's passing of tests and exams. You will receive a Credit book before the first intermediate assessment

Transport card

As a student, you can apply for a discounted transport card. You can do this at the ticket offices of metro stations

To issue a transportation card, you need to present your passport, student ID card and a 3x4 cm photo. The card is made in 20 days. The ready card is given out at the same metro station.

Sometimes when international students apply, Metro staff don't have you in the system. To correct this, you need to bring a copy of your passport to the dean's office. However, the metro system is only updated once a month on the 15th of each month. This means that only after the 15th of the month you can apply for a transportation card again.

250 RUBLES The cost of making a card

1305 RUBLES The cost of a transportation card per month for 100 rides

Uniform



white coat



cap



second shoes
anatomical



gloves



anatomical
tweezers

There are also certain requirements for uniform and medical instruments

White coat - edge below the knee, long or 3/4 sleeves

You will need a hat in anatomy and histology classes, but it is even better to always carry a hat with you because without it you may not be allowed to attend classes

Anatomical tweezers and gloves. Disposable gloves and anatomical (toothless) tweezers are required in anatomy classes

ALL ABOUT STUDIES

Schedule

Lectures	1	09:00 – 09:45 09:50 – 10:35
	2	09:50 – 10:35 10:55 – 11:40
	3	13:10 – 13:55 14:00 – 14:45
	4	15:00 – 15:45 15:50 – 16:35
Seminars	1	09:00 – 10:30
	2	10:45 – 12:15
	3	13:10 – 14:40
	4	14:55-16:25

You can find the schedule by QR code or in the course chat



Always come without delay in uniform and second shoes.

Credit Tests and Exams

After mastering the discipline there is an attestation, it can be in the form of a credit or an exam.

Credit Test

The credit test is taken in the last class, but you have time until the end of the semester.

The minimum number of points to be credited is 61, the maximum points you can get is 100.

Exam

Individual dates are set for the exams. The schedule is available on the website and in the chat. To be admitted to the exam, you need to close all current debts and get 50 points.

The exam grade (or pass mark) is marked by the teachers in the credit book and on the exam/credit lists, which is submitted to the dean's office.

Moodle

Moodle is an electronic education system. You will receive your username and password via SMS or email. If you have not received your username and password, let the leader and tutor know about it.

After logging in to the site, you need to log in to your faculty. All departments and materials are now available to you. Topics, manuals, information about clearing debts, lesson topics - all this can be found in the Moodle.

How can I find our faculty?

Follow this way: Специалитет-31.05.01 General Medicine/ 31.05.01 Лечебное дело ФГОС 3++

How can I find our dean's office in Moodle?

Деканат - Лечебный факультет - Иностранные обучающиеся - General medicine



Skipping classes or inappropriate behavior

If you violate university rules, smoke on the premises and skip classes, we have bad news for you. For non-compliance or violation of the rules, you will be reprimanded or expelled.



A reprimand is one of the types of disciplinary punishment. If a student is reprimanded, it is necessary to come to the dean's office and write an explanatory note about the offense committed.

Our university is very closely monitoring the attendance of classes. For missing classes without a valid reason, certain measures will be taken against the student.

If you are sick, you have to go to the polyclinic (26 building) and take a sick leave. (Read more in the section Polyclinic)

12 absent classes

official warning about possible expulsion

17 absent classes

official notification of expulsion

18 absent classes

expulsion without notification

Rework

Rework (clearing or closing debts) is a certain amount of time to eliminate your debts.

You go to rework for:

- Absenteeism without a valid reason of a lecture or practical lesson
- Absenteeism for a valid reason of a lecture or practical lesson
- Unsatisfactory grade for control work, test, poor preparation for classes

It is forbidden to attend reworks during lectures and seminars on the schedule **17**

The procedure for conducting the exam and credit

Subjects to be completed in the 1st academic year

1st semester		2nd semester	
Credit tests	Exam	Credit tests	Exam
Fundamentals of Russian Statehood Anatomy	Chemistry	History of Medicine, Latin Psychology and Pedagogy, Medical Physics, Biophysics Information Technology in Medicine Basics of nursing staff professional activity Fundamentals of medical communication in English Practical training: introductory	Biology

A student is given three attempts to pass a credit test or exam.

All debts must be closed by the end of the semester. (even if you have one debt, you will not be allowed to take the exams). If you did not manage to do this, then your first attempt is spent.

The second attempt is carried out at the beginning of the next semester. The schedule appears in advance on the official website and in the chat of the course.

If you failed the second attempt. The third final attempt is held at the end of the second attempts in all subjects.

The third attempt is the final one. It is attended by a committee of professors.

If you fail on the final attempt in one of the subjects, then you cannot go to take other disciplines.

If you have not closed all your debts by the final (third) attempt or you receive an "unsatisfactory" grade, you will be expelled from the university.

*The term of the examination session for students who missed examinations and credits for valid reasons may be extended on the basis of a personal application and attached medical (or other) documents, which must be provided without delay. All medical and any documents go through the verification process. If it is found you that the document is fake, then you are immediately expelled.

Summer practice



Practice is an obligatory part of the educational process in Russia, including at our University. First-year students have an internship in the Chair of Geriatrics, Propaedeutics and Management in Nursing named after Eleonora S. Pushkova.

The practice will start on 30.06.2025 and end on 27.07.2025*.

You can't skip practice and you can't go home during practice either.

*the dates will be clarified later

Student Scientific Society



Student Scientific Society - self-governing, non-profit association of University students engaged in research, innovation and scientific and educational activities.

The main activities:

development of students' skills in the field of research and organizational activities

involvement of University students in research, innovation and scientific and educational activities

assistance in organizing the process of research, innovation and scientific and educational activities

DEPARTMENTS

The life of a foreign student is inextricably linked with some departments of our university.

Department of Visa Support and Migration Registration (OVIR)

📍 Pisarevsky Pr. 47 (building 32, 1 floor, rooms 12 and 13)

✉️ ovir@szgmu.ru

🕒 Working hours (Monday, Tuesday, Thursday, Friday):
09:00 – 17:00

🍴 break 13:00-14:00

Head of the Visa Support and Migration Registration Department - Anastasiia S. Timmat

The life of a foreign student is regulated, among other things, by the migration law. The department of visa support and migration registration works to make your life easier.

To make life easier, you need to be friends with the visa support and migration registration department. To do this, please read these rules and laws and follow them.

Visa and migration rules and laws



You should familiarize yourself with the laws of Russia. Ignorance of the law is no excuse.



If the specialists of the OVIR or the dean's office tell you to come to the OVIR, you must do it on the same day.



Every foreign student is obliged to have health insurance (Migration Law). An insurance policy is purchased every year.



You are obliged to pass an annual medical examination at 10-12 Krasniy Tekstilshchik Street (without this, you may not be able to extend your visa).



You must always live at the place of registration.



You must keep track of the visa deadlines (you must submit all documents 45 days before the end).



You cannot leave St. Petersburg during the semester (even for one day), you can only travel during the holidays.



Upon arrival, you must go to the OVIR on the same day. If your arrival day falls on a Saturday or Sunday, you must come to OVIR on Monday.



If you live in the dormitory but you have checked into a hotel, hostel, etc., please inform the University's Migration Office.



If you require hospital treatment, please inform the University's Migration Office as the registration is cancelled in that case.



If you plan to leave, you must notify OVIR and the dean's office, as well as fill out an application, get signatures of a visa specialist, an accountant and a dormitory manager, and attach tickets there and back. The application must be returned to the dean's office.



In case of loss of documents (passport, migration card, migration registration notices), it is URGENTLY necessary to inform the police department at the place of stay and report to the visa support and migration registration department of the university with a certificate from the police department.



You must inform about the change in your passport data, as well as your migration and legal status (obtaining a temporary residence permit, a temporary residence permit for education, a residence permit, a refugee certificate or citizenship of the Russian Federation).

VISA IS NOT EXTENDED FOR STUDENTS WITH A PAYMENT DEBT

Accommodation Department

📍 Piskarevsky pr. 47, building 31, rooms 3, 4
 🕒 Working hours (Monday-Friday): 09:00 – 17:00
 🍴 break 13:00-14:00

Head of the Accommodation Department - Sergey M. Varlygo.
 He is in charge of all the dormitories of our University.

International students live in two dormitories:



Piskarevsky pr. 47/45

The head of the dorm -
 Tatiana V. Slastionova



Prosveshcheniya pr. 45.

The head of the dorm -
 Ekaterina S. Bukreeva

The dorm becomes your home for the duration of your studies. The dormitory is a small Private world. It has it's own rules. These rules exist to ensure that all students live in peace and security and truly feel at home.



Be careful with electrical appliances. Students cannot use electric heaters and household appliances with a power exceeding 1 KW (1,000 watts) as well as refrigerators with a service life of more than 10 years.



Carefully treat the premises, equipment and inventory of the Dormitory.



Observe cleanliness and order in the living rooms and common areas, clean their living rooms daily, and in common areas - according to the established duty schedule.



Students cannot arbitrarily move from one room to another, occupy seats and rooms, preventing other residents from living in them or remove furniture, equipment and tools from one room to another.



Students are not allowed to smoke in the living quarters (as well as on the entire university campus).



Not clutter corridors, balconies, utility rooms, stairwells, emergency exit.



It is obligatory to pay on time.



You have to be ready to provide at any time of the day and night access to the accommodation for inspection by the University administration or a Commission of the Dormitory.



Respect each other, the cultures and religious beliefs of those living in the Dormitory, and shall not allow the use of inappropriate language, slang expressions, profanity, and use of escalated language.



Consumption, possession and distribution of alcoholic drinks, narcotic drugs and psychotropic substances is forbidden.



Receive visitors at the allotted time with the consent of roommates.



From 9 p.m. to 8 a.m. are the hours of silence.

Accounting Department

- 📍 Pisarevsky pr. 47, building 30, rooms 3 and 5
- 🕒 Working hours (Monday-Friday): 09:00 – 17:00
- 🍴 break 13:00-14:00

This is the place where you can pay for your studies and dorm. You can pay by card or in cash.



room 3

Elena N. Miller
accountant responsible for tuition fees



room 5

Olga S. Patrikeeva
accountant responsible for dormitory

You must pay for the semester before it starts. After two weeks, penalties are imposed for delay. If you have not paid for your studies within 15 days, the dean's office will send you a notification of expulsion.

Visa is not extended for students with a payment debt.

You also have the option to pay online. Please be careful when filling out the details.

Use the QR codes



Documentation Support Department

- 📍 Piskarevskiy pr. 47, building 33, rooms 116
- 🕒 Working hours (Monday-Friday): 09:00 – 17:00
- 🍴 break 13:00-14:00

Olga A. Morozova - specialist

At this place you can:



get medical insurance



get your copy of the contract



sign additional agreements to the contract (additional agreements are concluded if you have changed your passport, the cost has changed, you have switched to an individual plan)

Polyclinic

- 📍 Pisarevsky pr. 47, building 26, 1st floor
- 🕒 Working hours (Monday-Friday): 09:00 – 15:00

A polyclinic is a place where you can contact if you are ill. To do this, you need to contact the registry and provide a student ID and insurance.

The polyclinic also conducts an annual medical examination, which is necessary for admission to practice.

Since it is the medical university, it is necessary to undergo fluorography annually in order to be admitted to the exams. The doctor at the polyclinic registry puts a stamp "К сессии допущен" (Admitted to the session).

EXTRACURRICULAR ACTIVITIES

University life is not just about studying. Although it may not seem so at first. You can show yourself in different ways at our university.

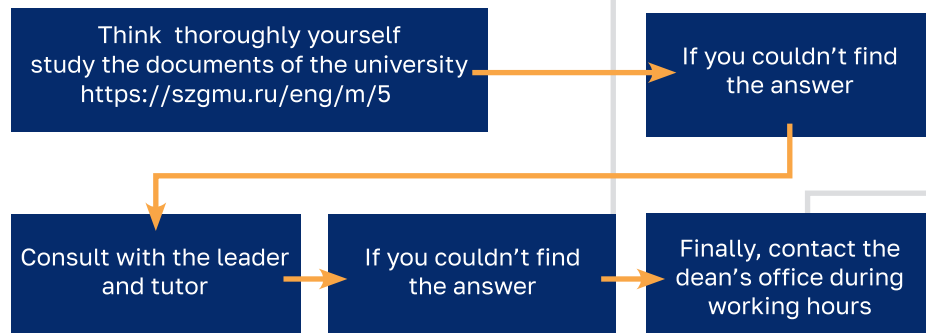
Tutors

Tutors are 4th and 5th year students who will help you adapt to your new student life. Tutors not only help new students to adapt to the University but also make this process as easy as possible. After all, it is not easy to adapt to a completely new environment and rules without the help of someone who has already figured it out.

Tutors help:



You have a problem



Husky Sports Student Club

Husky Sports Student Club is a youth organization engaged in sports and wellness work. You can find a hobby to your liking.



Volunteer Center

The University's Volunteer Center coordinates a range of activities and directions:

- Medical volunteering;
- Medical and social volunteering;
- Patriotic volunteering;
- Event volunteering;
- Donation;
- Environmental volunteering;
- Cultural volunteering;
- Sports volunteering.

Every year, volunteers of our University take part in city, regional and all-Russian events. They provide support and organization during significant events at the University. We hope that everyone who wants to become a part of our team will be able to choose a direction that will help him in the future both in becoming a person and in his difficult profession as a doctor.

SEMINAR VENUES

Building, floor	Discipline
12 additional, 1 and 2nd floor	Fundamentals of Russian Statehood
	History of Russia
2/4, 2nd floor	History of medicine
14 (right wing, 1st and 2nd floor)	Russian language
26, 3rd floor	English language
32 (entrance opposite 31), 3rd floor	Latin
6, 1st floor	Psychology and pedagogy
26, 4th floor (left wing)	Medical Physics, Biophysics
	Information Technology in Medicine
5, 1st and 2nd floor	Chemistry
26, 2nd floor (left wing)	
9, 3rd floor	Biology
11, 1st, 2nd and 3rd floor	Anatomy
6, 2nd floor	Basics of nursing staff professional activity
39	Sports

MECHNIKOV'S NWSMU LAYOUT

